Notice de pose

Platine pour poteaux

PVC 80x80 et 120x120

SOLUTIONS
pour votre habitat

CONCEPTEUR & FABRICANT FRANÇAIS

Pose

dc-designconception.fr

PRINCIPE DE POSE D'UNE PLATINE

ÉTAPE 1

Positionner et tracer.



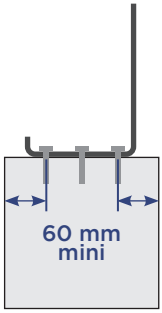

ÉTAPE 2

Percer ø 9 mm.



ÉTAPE 3

Visser la platine (adapter le type de fixation en fonction du support).



ÉTAPE 4

Glisser le poteau.



ÉTAPE 5

Fixer le poteau à la platine à l'aide des vis autoforeuse 4.8 x 19

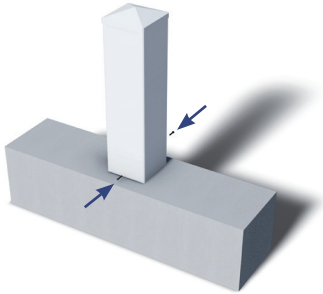

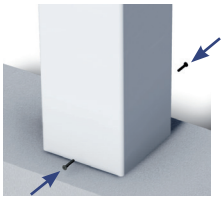

ÉTAPE 6

Positionner les caches vis.

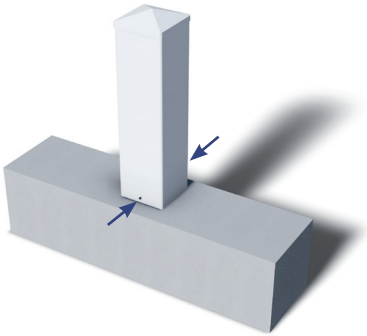

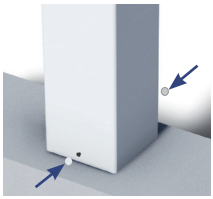

Retrouvez toutes nos notices sur
notre site internet

dc-designconception.fr

0 892 681 310 Assistance technique
0.40€/min

sav@dcprod.fr

Dans un souci constant d'amélioration de la qualité, nous nous réservons le droit d'apporter toute modification technique à nos produits. Edition 09/2022

SOLUTIONS
pour votre habitat